

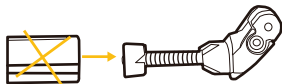
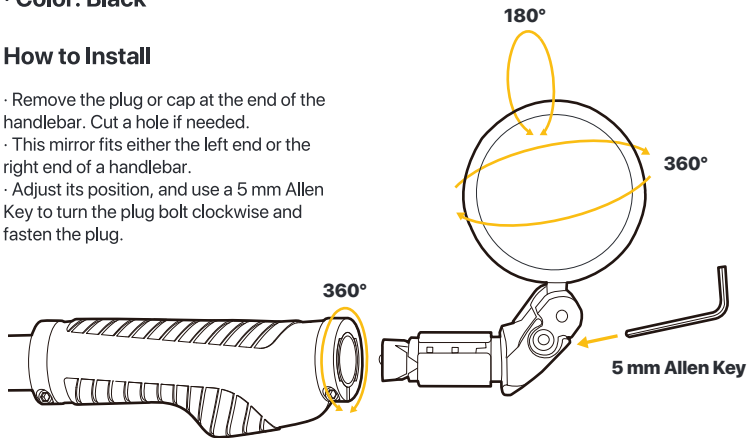
VELOTRIC

Bar End Mirror Manual

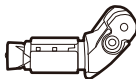
- **Product Name:** Bar End Mirror
- **Material:** Glass/Plastic
- **Color:** Black

How to Install

- Remove the plug or cap at the end of the handlebar. Cut a hole if needed.
- This mirror fits either the left end or the right end of a handlebar.
- Adjust its position, and use a 5 mm Allen Key to turn the plug bolt clockwise and fasten the plug.



Handlebars within 15-19mm:
Remove the spacer.



Handlebars within 19-23mm:
Keep the spacer.